



AIQS
SALARY SURVEY 2019



AUSTRALIAN
INSTITUTE OF
QUANTITY
SURVEYORS



SALARY SURVEY 2019

1ST YEAR CADET QUANTITY SURVEYOR (CURRENTLY STUDYING)

*NOTE: SALARY MAY BE PRO-RATED BASED ON CONTRACTED HOURS

OTHER BENEFITS CAN INCLUDE:



40k / 50k	40k / 50k	40k / 55k	40k / 55k	35k / 40k	40k / 55k	40k / 55k
ACT	SA	NSW	NT	QLD	WA	VIC/TAS

- STUDY LEAVE
- TRAINING BUDGET/COURSES
- HEALTH INITIATIVES
- UNIVERSITY FEES SUBSIDY
- INDUSTRY/TEAM EVENTS
- POTENTIAL BONUS

GRADUATE QUANTITY SURVEYOR (LESS THAN 2 YEARS EXPERIENCE)

OTHER BENEFITS CAN INCLUDE:



60k / 70k	55k / 65k	65k / 75k	60k / 75k	60k / 65k	60k / 70k	65k / 75k
ACT	SA	NSW	NT	QLD	WA	VIC/TAS

- PARKING/CAR ALLOWANCE
- HEALTH & WELLBEING ALLOWANCES
- TRAINING BUDGET
- INDUSTRY/TEAM EVENTS
- POTENTIAL BONUS

QUANTITY SURVEYOR (2-5 YEARS' EXPERIENCE)

OTHER BENEFITS CAN INCLUDE:



80k / 90k	75k / 90k	85k / 100k	80k / 95k	80k / 90k	80k / 95k	80k / 95k
ACT	SA	NSW	NT	QLD	WA	VIC/TAS

- PARKING/CAR ALLOWANCE
- HEALTH & WELLBEING ALLOWANCES
- TRAINING BUDGET
- PROFESSIONAL SUBSCRIPTION/MEMBERSHIP
- INDUSTRY/TEAM EVENTS
- POTENTIAL BONUS

SENIOR QUANTITY SURVEYOR (5-10 YEARS' EXPERIENCE)

OTHER BENEFITS CAN INCLUDE:



100k / 120k	100k / 120k	110k / 130k	100k / 120k	100k / 120k	100k / 130k	100k / 130k
ACT	SA	NSW	NT	QLD	WA	VIC/TAS

- PARKING/CAR ALLOWANCE
- HEALTH & WELLBEING ALLOWANCES
- TRAINING BUDGET
- PROFESSIONAL SUBSCRIPTION/MEMBERSHIP
- INDUSTRY/TEAM EVENTS
- POTENTIAL BONUS

ASSOCIATE LEVEL QUANTITY SURVEYOR

OTHER BENEFITS CAN INCLUDE:



150k / 170k	140k / 160k	140k / 170k	130k / 150k	140k / 160k	140k / 170k	140k / 170k
ACT	SA	NSW	NT	QLD	WA	VIC/TAS

- PARKING/CAR ALLOWANCE
- PHONE, LAPTOP & TRAVEL
- TRAINING BUDGET
- PROFESSIONAL SUBSCRIPTION/MEMBERSHIP
- INDUSTRY/TEAM EVENTS
- POTENTIAL BONUS

DIRECTOR LEVEL QUANTITY SURVEYOR

OTHER BENEFITS CAN INCLUDE:



200k +	190k +	200k +	195k +	200k +	200k +	200k +
ACT	SA	NSW	NT	QLD	WA	VIC/TAS

- PARKING/CAR ALLOWANCE
- PHONE, LAPTOP & TRAVEL
- PROFESSIONAL SUBSCRIPTION/MEMBERSHIP
- POTENTIAL BONUS/PROFIT SHARE ARRANGEMENT

- Information is based on the 2018/2019 AIQS Salary Survey.

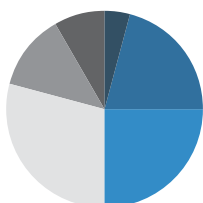
- Salaries are shown in Australian Dollars.

- Salary levels are not an exact science and have been expressed as a range. Salaries are dependent on the individual's capability, years' experience, specific expertise and role within the organisation.



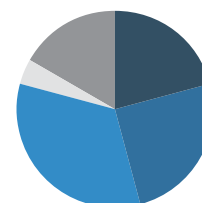
PLEASE INDICATE YOUR STATE

WESTERN AUSTRALIA	1	4%
TASMANIA / VICTORIA	5	21%
QUEENSLAND	6	25%
NEW SOUTH WALES	7	29%
NORTHERN TERRITORY	3	13%
AUSTRALIAN CAPITAL TERRITORY	2	8%



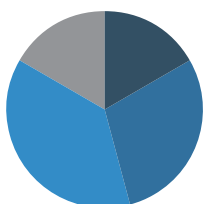
PLEASE INDICATE THE NUMBER OF CADETSHIP OPPORTUNITIES YOUR ORGANISATION ANTICIPATES OFFERING IN 2019

NONE	5	21%
ONE	6	25%
TWO TO FOUR	8	33%
FIVE +	1	4%
DID NOT ANSWER	4	17%



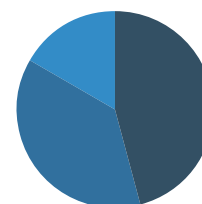
PLEASE INDICATE THE NUMBER OF GRADUATE POSITIONS YOUR ORGANISATION ANTICIPATES OFFERING IN 2019

NONE	4	17%
ONE	7	29%
TWO TO FOUR	9	37%
FIVE +	0	0%
DID NOT ANSWER	4	17%



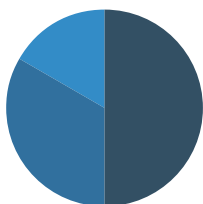
OVER THE NEXT 12 MONTHS, DO YOU ANTICIPATE SALARIES FOR QUANTITY SURVEYORS TO

INCREASE	11	46%
REMAIN STEADY	9	37%
DID NOT ANSWER	4	17%



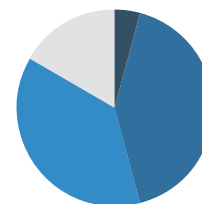
OVER THE NEXT 12 MONTHS, DO YOU ANTICIPATE THE NUMBER OF QUANTITY SURVEYORS IN YOUR ORGANISATION TO

INCREASE	12	50%
REMAIN STEADY	8	33%
DID NOT ANSWER	4	17%



DO YOU BELIEVE THE JOB MARKET FOR QUANTITY SURVEYORS IS

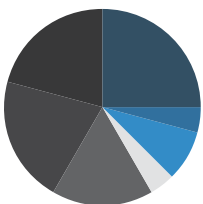
OVERSATURATED	1	4%
STEADY	10	42%
NON SATURATED	9	37%
DID NOT ANSWER	4	17%



PLEASE INDICATE THE NUMBER OF MALE, FEMALE, NON-BINARY QUANTITY SURVEYING STAFF IN YOUR ORGANISATION AT EACH LEVEL

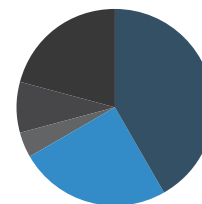
1ST YEAR CADET QUANTITY SURVEYOR (CURRENTLY STUDYING)

100% MALE	6	25%
25% FEMALE OR LESS	1	4%
26-50% FEMALE	2	8%
51-75% FEMALE	1	4%
76% FEMALE OR MORE	0	0%
100% FEMALE	4	17%
NO STAFF AT THIS LEVEL	5	21%
DID NOT ANSWER	5	21%



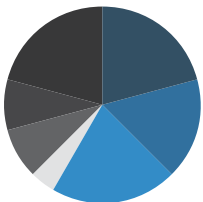
GRADUATE QUANTITY SURVEYOR (LESS THAN 2 YEARS EXPERIENCE)

100% MALE	10	42%
25% FEMALE OR LESS	0	0%
26-50% FEMALE	6	25%
51-75% FEMALE	0	0%
76% FEMALE OR MORE	0	0%
100% FEMALE	1	4%
NO STAFF AT THIS LEVEL	2	8%
DID NOT ANSWER	5	21%



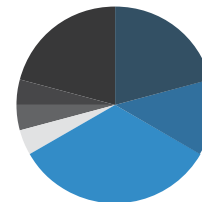
QUANTITY SURVEYOR (2-5 YEARS EXPERIENCE)

100% MALE	5	21%
25% FEMALE OR LESS	4	17%
26-50% FEMALE	5	21%
51-75% FEMALE	1	4%
76% FEMALE OR MORE	0	0%
100% FEMALE	2	8%
NO STAFF AT THIS LEVEL	2	8%
DID NOT ANSWER	5	21%



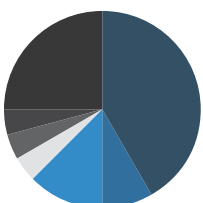
SENIOR QUANTITY SURVEYOR (5-10 YEARS EXPERIENCE)

100% MALE	5	21%
25% FEMALE OR LESS	3	13%
26-50% FEMALE	8	33%
51-75% FEMALE	1	4%
76% FEMALE OR MORE	0	0%
100% FEMALE	1	4%
NO STAFF AT THIS LEVEL	1	4%
DID NOT ANSWER	5	21%



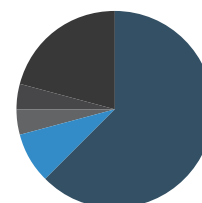
ASSOCIATE LEVEL QUANTITY SURVEYOR

100% MALE	10	42%
25% FEMALE OR LESS	2	8%
26-50% FEMALE	3	13%
51-75% FEMALE	1	4%
76% FEMALE OR MORE	0	0%
100% FEMALE	1	4%
NO STAFF AT THIS LEVEL	1	4%
DID NOT ANSWER	6	25%



DIRECTOR LEVEL QUANTITY SURVEYOR

100% MALE	15	63%
25% FEMALE OR LESS	0	0%
26-50% FEMALE	2	8%
51-75% FEMALE	0	0%
76% FEMALE OR MORE	0	0%
100% FEMALE	1	4%
NO STAFF AT THIS LEVEL	1	4%
DID NOT ANSWER	5	21%







AIQS **SALARY SURVEY 2019**



AUSTRALIAN
INSTITUTE OF
QUANTITY
SURVEYORS